

FLX-1610

Multi-protocol flexible networking card

The FLX-1610 networking card aggregates and switches Ethernet, SONET/SDH, storage, and video services onto 10G WDM transport wavelengths. This ADM-on-a-blade supports up to 14 services of any protocol on any port, at client rates from 100M to 4G, networked over a single DWDM or CWDM line, in a ring, point-to-point, or linear chain configuration.

Any-protocol, any-port design

- High-capacity 10 Gb/s wavelengths

Deployment flexibility

- 10 Gb/s or 20 Gb/s muxponder
- Ring and linear ADM

Comprehensive client support

- Ethernet
- SONET/SDH
- Storage
- Video

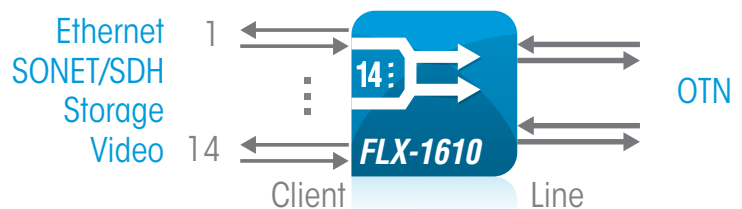
Integrated protection

- Dual line optics plus 50 ms per-service protection switching

Service-oriented

- Comprehensive network and service performance monitoring

The high-density FLX-1610 networking card offers 14 SFP ports supporting client service rates from 125 Mb/s to 4.25 Gb/s, and two XFP 10 Gb/s line ports. Any combination of rates and protocols can be provisioned, up to a cumulative bandwidth of 10 Gb/s per XFP port.



Integrated protection provides 50 ms per-service protection switching and is complemented by OTN line encapsulation for extended reach with forward error correction. Optical layer, client service, and line performance monitoring capabilities provide extensive network and service visibility.



FLX-1610

Get more out of your network

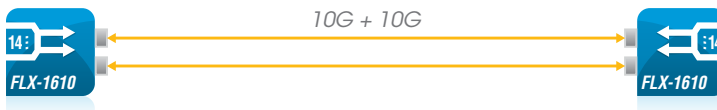
With its feature-rich switching, multiplexing, and ADM capabilities, and the flexibility of dynamically configuring any protocol on any port, the FLX-1610 is a versatile asset that can be deployed in a variety of network locations. The FLX-1610 gives service providers a single cost-effective and efficient platform to quickly turn up and deliver services anywhere needed over the network infrastructure.

Network topology options

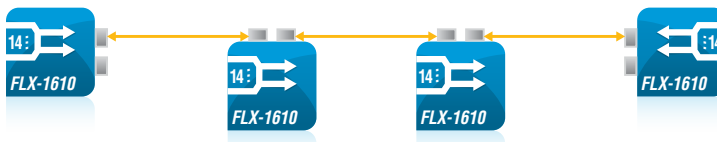
10G Muxponder



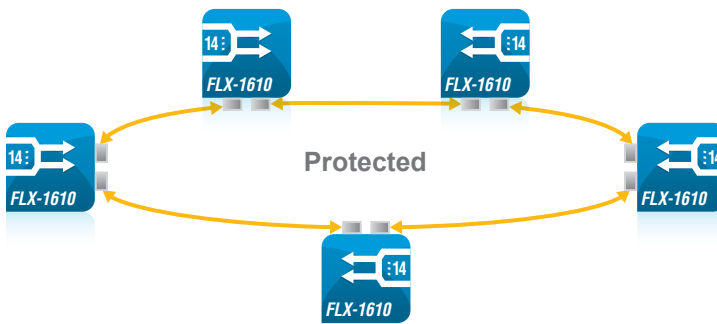
20G Muxponder



Linear ADM Chain



10G Shared Ring Mode



Specifications

Client interfaces	14 SFPs (optical and electrical)
Client data rates	125 Mb/s to 4.25 Gb/s
Client protocols	
SONET/SDH¹	OC-3/STM-1 OC-12/STM-4 OC-48/STM-16
Gigabit Ethernet Fast Ethernet	1000Base-T, 1000Base-X 100Base-X
Storage	1G, 2G, 4G Fibre Channel/FICON
Video	SDI (SD, HD, 3G) DVB-ASI
Line interfaces	2 XFPs (including tunable DWDM)
Line protocols	
OTN G.709	OTU2 (10.75 Gb/s)
Client mapping	Configurable, transparent, or line terminating
Line protection	Unprotected (10G), Protected (10G), Dual line unprotected (20G)
Reach extension	GFEC, EFEC, UFEC
Wavelengths supported	850nm, 1310nm, 1550 nm, CWDM, DWDM
Operating temperature	-5 to 55°C (23 to 131°F)
Extended operating temperature²	-40 to 65°C (-40 to 149°F)
Compliance	NEBS-3, UL/CSA, FCC Class B

¹ Transparent transmission (maintains client timing) available

² Extended temperature range in OMS-2190 Flexible Multi-Service Platform

Ordering Information

Part Number	1015-6700
Description	FLX-1610 Flexible Networking Card

UNITED STATES

1700 Enterprise Way, SE, Ste. 101
Marietta, GA 30067-9219
T: +1 877 225 9428
T: +1 770 690 9575

CANADA

1 Brewer Hunt Way
Ottawa, Ontario K2K 2B5
T: +1 613 287 2000
sales@optelian.com

